



**Quotation date:** \_\_\_\_\_  
**Consultation was carried out by**  
**Staff at the medical supplies shop:** \_\_\_\_\_

**Order date:** \_\_\_\_\_  
according to GTC PRO ACTIV Reha-Technik GmbH

**Medical suppliers / company address:**

Cust. no.: \_\_\_\_\_  
Name: \_\_\_\_\_  
Street: \_\_\_\_\_  
Postcode / city: \_\_\_\_\_  
Phone: \_\_\_\_\_  
Fax: \_\_\_\_\_  
E-Mail: \_\_\_\_\_  
Contact: \_\_\_\_\_

**Different invoice address (see below)**  
Cust. no.: \_\_\_\_\_  
Name: \_\_\_\_\_  
Street: \_\_\_\_\_  
Postcode / city: \_\_\_\_\_

**Different shipping address (see below)**  
Cust. no.: \_\_\_\_\_  
Name: \_\_\_\_\_  
Street: \_\_\_\_\_  
Postcode / city: \_\_\_\_\_

**Customer name / commission:**  
Surname, forename: \_\_\_\_\_  
Street: \_\_\_\_\_  
Postcode / city: \_\_\_\_\_  
Phone: \_\_\_\_\_  
E-Mail: \_\_\_\_\_  
D.O.B: \_\_\_\_\_  
Paying organisation: \_\_\_\_\_  
Indication: \_\_\_\_\_

## HUSK-E adaptive bike

### High-powered Shimano version

#### up to 120 kg trailer load

- For users with reduced strength and greater impairments and for everyone who needs a powerful drive for a strong helping hand that can be accessed at any time
- HS version for best possible response behaviour
- Suitable for uneven terrain, hills, climbs and challenging routes
- derailleur and hub gear systems possible
- Disk brakes can be implemented with a brake lever or a back-pedal disk brake

#### Standard equipment

- Shimano mid-drive motor | 250W | 85Nm
- Docking plate for quick attachment to the "Quick-Snap-Adapter"
- adjustable and foldable bottom bracket support to minimize the packing size
- mechanical parking disc brake
- Parking stand with longer operating lever
- Lighting set
- Mudguard
- 20" drive wheel
- Display EP8

A9117100030-020

€ 7,390.00

#### Body size

Body height: \_\_\_\_\_ cm

Upper body height: \_\_\_\_\_ cm

Weight: \_\_\_\_\_ kg

This information are required for the processing.

## Display

### Display EP8

included in the basic price

Features:

- Time
- Support mode
- Battery charge status
- Speed
- Distance and travel time
- Total kilometers
- Estimated range and range overview
- Pedal cadence
- Gear display for Di2 gears



### Large display E6100

A9117200100 € 59.50

Replaces the smaller colour display EM800, which is installed as standard.

Features:

- On and off button, system start of the display
- Light button (on/off at the display)
- Mode button
- Good readable display, large sharp writing
- Many display contents on the same screen



## Transmission

### Chainring on bottom bracket with 28 teeth

A9117200050

For a higher top speed

### Chainring on bottom bracket with 22 teeth

A9117200051

For a very light response

## Derailleur gears

### Shimano Deore 1x11 Rapid Fire 11-speed derailleur gears

A9117200026

mechanical derailleur gear with operation on the right of the handle.

11-speed cassette 11-42 teeth and a gear range of 381 % with hydraulic disc brake Ø 203 mm



### Shimano Deore XT 1x11 Rapid Fire 11-speed derailleur gears

A9117200021 € 216.80

mechanical derailleur gear with operation on the right of the handle.

11-speed cassette 11-42 teeth and a gear range of 381 % with hydraulic disc brake Ø 203 mm



### Shimano Deore XT 1x11 Di2 with push button operation 11-speed derailleur gears

A9117200022 € 590.00

electronic derailleur gear with operation on the handle via button.

Operation: right side  left side   
If not specified the operation "on the right side" will be delivered.

11-speed cassette 11-42 teeth and a gear range of 381 % with hydraulic disc brake Ø 203 mm



### Shimano Deore XT 1x11 Di2 with chin control 11-speed derailleur gears

A9117200023 € 1,188.60

electronic derailleur gear with chin control (Tetra equipment).

11-speed cassette 11-42 teeth and a gear range of 381 % with hydraulic disc brake Ø 203 mm



## Gear hub

### Nexus 5-speed gear hub DI2 with push button operation

A9117200032 € 598.50

electronic gear hub with automatic gearshift function and manual gearshift function via operating button

Operation: right side  left side   
If not specified the operation "on the right side" will be delivered.

with hydraulic disk brake Ø 180 mm.  
with additional mechanical parking disc brake



### Nexus 5-speed gear hub DI2 with chin control

A9117200033 € 955.70

electronic gear hub with automatic shifting function and manual shifting function via chin control

Button centrally mounted on the bottom bracket with hydraulic disc brake Ø 180 mm



## Brake system

### Double hydraulic disc brake system „Magura“

A9117300100 € 163.20

Two Magura 2-piston callipers  
Parking brake via locking bar on the handle  
Omitting the mechanical parking disk brake.

### Mechanical back-pedal disc brake with crank release function

A9117300110 € 716.90

compatible with derailleur gears and freewheel hub. Incl. second mechanical disc brake designed as a parking brake.  
The hydraulic disc brake is omitted.

In conjunction with:

- grip width 45 cm, 50 cm, 53 cm or 58 cm
- crank length 155 or 175 mm
- up to 120 kg body weight



### Driving brake - supplement for the mechanical parking brake

A9117300120 € 112.70

The parking disc brake is supplemented with a brake handle on the left-hand handle. This means that the mechanical disc brake can be used as a driving brake and parking brake.

## Batteries and accessories

The specified ranges depend on the distance profile, user weight and speed.

### Battery Shimano 36V 14Ah 504Wh

Range approx. 45-75 km

A9117900100  
Mounting on the left of the fork

### Battery Shimano 36V 17,5Ah 630Wh

Range approx. 55-85 km

A9117900105 € 181.20  
Mounting on the left of the fork



### Double battery Shimano 14Ah 504Wh

Range approx. 90-150 km

A9117900120 € 1,425.20


Mounted on both sides of the fork, interchangeable connector mounted on the fork for easy switching between the batteries. Bracket swivels to the right for removing the battery.  
Only in conjunction with frame adapter with right-hand operation.

### Double battery Shimano 17,5Ah 630Wh

Range approx. 110-170 km

A9117900125 € 1,818.20

Mounted on both sides of the fork, interchangeable connector mounted on the fork for easy switching between the batteries. Bracket swivels to the right for removing the battery.  
Only in conjunction with frame adapter with right-hand operation.



## Colour mudguard

If not specified, the mudguard and chain guard will be delivered in anthracite RAL 7016 matt.

### Mudguard, chain guard and motor cover Anthracite RAL 7016 matt

A9117500004

### Mudguard, chain guard and motor cover Pure orange RAL 2004 gloss

A9117500006



### Mudguard, chain guard and motor cover Lemon green gloss

A9117500007



### Mudguard, chain guard and motor cover Customized colour selection

A9117500010 € 149.00

from colour palette one-colour design  
powder colours wheelchair

A9000100170- \_\_\_\_\_

Colour: \_\_\_\_\_

## Tyres

### 20x2.35" Schwalbe „Smart Sam“

A9117105101  
(ETRTO 406-60)  
profile tyre  
puncture protection level 3.5



### 20x2.15" Schwalbe „Big Ben Plus“

A9117105102 € 27.90  
(ETRTO 406-55)  
profile tyre  
puncture protection level 6



## Dimensions

### Crank type and grip width

#### Standard crank

- Grip width 40 cm  
A9117500100-040
- Grip width 45 cm  
A9117500100-045
- Grip width 50 cm  
A9117500100-050

#### Tetra crank (flared)



with extended crank arms for maximum upper body space

- Grip width 48 cm  
A9117500100-048
- Grip width 53 cm  
A9117500100-053
- Grip width 58 cm  
A9117500100-058






#### Bottom bracket support

maximum length from the pivot point in the fork to the bottom bracket shaft



- Length 520 mm (short) using shortened holding tubes € 150.80  
A9117500001  
Recommendation: up to approx. 165 cm body height
- Length 570 mm (standard) A9117500008  
Recommendation: from approx. 165 cm to 185 cm body height
- Length 620 mm (long) using a longer bottom bracket distance € 198.50  
A9117500003  
Recommendation: from approx. 185 cm body height

<p><b>Standard pedal crank</b></p> <ul style="list-style-type: none"> <li><input type="checkbox"/> Length 155 mm A9110600100-155</li> <li><input type="checkbox"/> Length 175 mm A9110600100-175</li> <li><input type="checkbox"/> Length 195 mm A9110600100-195</li> </ul> 	<p><b>Tetra pedal crank</b></p> <ul style="list-style-type: none"> <li><input type="checkbox"/> Length 155 mm A9100600105-155      <b>€ 132.10</b></li> <li><input type="checkbox"/> Length 175 mm A9100600105-175      <b>€ 132.10</b></li> <li><input type="checkbox"/> individual length 140 mm to 195 mm A9100600100      <b>€ 251.20</b></li> </ul> 	
--	--	--

## Handles

<p><b>Palm rest on the handle</b></p> <ul style="list-style-type: none"> <li><input type="checkbox"/> A9110601200      <b>€ 99.80</b> upholstered, bolted, angle-adjustable.</li> </ul> 	<p><b>Tetra hand support, pivotable, adjustable grip distance</b></p> <ul style="list-style-type: none"> <li><input type="checkbox"/> A9110601101      <b>€ 164.50</b></li> </ul> 	<p><b>Tetra backrest swivel and adjustable grip width</b></p> <ul style="list-style-type: none"> <li><input type="checkbox"/> A9110601102      <b>€ 186.00</b> very stiff external support as round tube ø 20 mm with foam rubber coating</li> </ul> 
<p><b>Tetra ergonomic handle free-standing</b></p> <ul style="list-style-type: none"> <li><input type="checkbox"/> A9100600001      <b>€ 159.80</b> Crank handles arranged vertically Can be combined with Tetra hand rest, pivotable</li> </ul> 	<p><b>Tetra shell handles</b></p> <ul style="list-style-type: none"> <li><input type="checkbox"/> A9110601100      <b>€ 167.40</b></li> </ul> 	

## Accessories Bike

<p><b>Maneuvering castors for parking stand</b></p> <ul style="list-style-type: none"> <li><input type="checkbox"/> A9110900017      <b>€ 118.50</b> Maneuvering castors mounted on the parking stand via inlet</li> </ul> 	<p><b>LED lighting set for Shimano system</b></p> <ul style="list-style-type: none"> <li><input type="checkbox"/> A9117900200      <b>€ 125.90</b> Supply of the LED front light via the rechargeable battery of the drive system Back light as plug-on light supplied by a battery Lighting set from the basic equipment omitted</li> </ul> 	<p><b>Removable luggage rack</b></p> <ul style="list-style-type: none"> <li><input type="checkbox"/> A9117900210      <b>€ 315.60</b> Colour: Black Max. load weight 10 kg</li> </ul> <p><b>Chain tensioner</b></p> <ul style="list-style-type: none"> <li><input type="checkbox"/> A9117200034      <b>€ 45.20</b> Additionally required for the luggage rack if a hub gear or Pinion gear system is selected.</li> </ul> 
--	--	--

### Operating satellite on the handle

Mounting: Right side  Left side

with existing support line (laid along a brake line)

A9117200040 € 86.90

without existing support line (an additional blind line is required)

A9117200041 € 123.20

### Options for users with reduced functions

#### Quick release clip lever extension for rigid frame adapter

A9110700004 € 100.90

to make the opening and closing of the quick release clips easier.

only in conjunction with rigid frame adapter



#### Lever extension excenter lock for Quick Snap connection

A9110700006 € 71.70

simplifies the opening and closing of the Quick Snap adapter

Tetra version, curved



#### Adaptation help for centering pin

A9110700002 € 53.40

to simplify the insertion of the central adapter.



#### Chest strap for upper body fixation

size S (105 cm) A9000800016 € 231.80

size M (125 cm) A9000800013 € 231.80

size L (145 cm) A9000800014 € 231.80

size XL (165 cm) A9000800017 € 231.80

consisting of elastic webbing material in combination with neoprene with Velcro and operating tab.

Colour: black



### Frame adapter

#### SPEEDY rigid frame adapter right-hand operation with "Quick-Snap-Adaption"

A9110700142 € 502.40

with quick-release clamp and centering pin holder

Colour: black



#### TRAVELER folding frame adapter right-hand operation with "Quick-Snap-Adaption"

A9110701302 € 537.20

with quick-release clamp and centering pin holder on the folding mechanism

Colour: black



#### BUDDY rigid frame adapter right-hand operation with "Quick-Snap-Adaption"

A9110701401 € 502.40

with quick-release clamp and centering pin holder

Colour: black



**Wheelchair front adapter  
right-hand operation  
with universal clamp  
and “Quick-Snap-Adaption”**

A9110701502      € 572.30

adapter attachment to the wheelchair stem  
Operation on the right-hand side

Mounting situation for PA products:

Straight front end from SB 31 cm to 54 cm  
V-shaped front end from SB 30 cm to 50 cm

**PLEASE NOTE:**

If the exact tube diameter is not specified, the standard adapter for a tube diameter of 23-27 mm will be delivered.



Please select below:

A9110701525  
Tube diameter 23-27 mm

A9110701530  
Tube diameter 28-32 mm

A9110701535  
Tube diameter 33-37 mm

Clamp sleeve [70mm]  
included in standard  
For close distance between footrest and drive wheel

Clamp sleeve [110mm]      € 44.50  
A9199000117  
For medium distance between footrest and drive wheel

Clamp sleeve [170mm]      € 53.90  
A9199000154  
For a wide distance between footrest and drive wheel

**Clamp lever with 3-way star handle for actuating the frame clamping**

A9199701507      € 103.00

mounted on the right and left for easy terminal operation with limited manual function  
Only in conjunction with front adapter



**Accessories depending on wheelchair**


**Extended bike plate**

For SPEEDY A1 / A2  
A9110100100-002      € 359.20

For BUDDY  
A9110100100-003      € 359.20

For TRAVELER  
A9110100100-001      € 359.20

4° camber integrated  
Track independently adjustable



**Wheelbase extension via „locking mechanism with pull operation”**

For SPEEDY 4all /  
4teen / 4you /  
TRAVELER 4you      € 548.30  
A9110102001

removable, with continuous axle tube  
4° / 6° camber integrated  
Track independently adjustable



**Wheelbase extension angle-adjustable and removable**

For SPEEDY F2 / F4  
A9015100005      € 711.20

with continuous axle tube,  
height adjustment via toothed joint  
adjustable in 6° angle increments  
Wheel position displacement approx. 14 cm  
4° / 6° camber integrated, toe adjustable  
Mounting option must be checked by PRO  
ACTIV.

Only possible in conjunction with base support plate.  
up to 120 kg trailer load.



## Services

**Delivery and instruction of the handbike / traction device by the specialist dealer incl. assembly of the frame adapter**

**on a PRO ACTIV wheelchair**

A9990000008

prod. no: \_\_\_\_\_

**on a third-party product**

A9990000005

Manufacturer: \_\_\_\_\_

Model: \_\_\_\_\_

Frame tube ø \_\_\_\_ mm

**Notes and remarks:**

**Location, Date**

**Signature End customer/dealer**

The signature field is intended for the consultant and insured person. This confirms that the intended equipment is intended for the insured person.

- 8 - 2024-06-01 / The prices are plus statutory value-added tax and shipping costs

= Included in the basic price  = Position selected