

Im Hofstätt 11  
D-72359 Dotternhausen  
Tel +49 (0)7427 9480-0  
Fax +49 (0)7427 9480-7025  
e-mail info@proactiv-gmbh.de  
www.proactiv-gmbh.de



**Quotation date:** \_\_\_\_\_  
**Consultation was carried out by**  
**Staff at the medical supplies shop:** \_\_\_\_\_

**Order date:** \_\_\_\_\_  
according to GTC PRO ACTIV Reha-Technik GmbH

**Medical suppliers / company address:**

Cust. no.: \_\_\_\_\_  
Name: \_\_\_\_\_  
Street: \_\_\_\_\_  
Postcode / city: \_\_\_\_\_  
Phone: \_\_\_\_\_  
Fax: \_\_\_\_\_  
E-Mail: \_\_\_\_\_  
Contact: \_\_\_\_\_

**Shipping address:**  **same as company address**  
 **Other (see below)**

Name: \_\_\_\_\_  
Street: \_\_\_\_\_  
Postcode / city: \_\_\_\_\_

**Customer name / commission:**

Surname, forename: \_\_\_\_\_  
Street: \_\_\_\_\_  
Postcode / city: \_\_\_\_\_  
Phone: \_\_\_\_\_  
Fax: \_\_\_\_\_  
E-Mail: \_\_\_\_\_  
D.O.B: \_\_\_\_\_  
Paying organisation: \_\_\_\_\_



## SPEEDY 4teen

### Active easy running rigid frame wheelchair

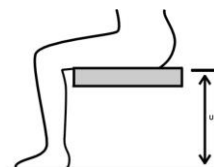
Maximum user weight limit 100 kg

A9050100000 € 3,880.00

**Invoicing address:**  **same as company address**  
 **other (see below)**

Cust. no.: \_\_\_\_\_  
Name: \_\_\_\_\_  
Street: \_\_\_\_\_  
Postcode / city: \_\_\_\_\_  
Phone: \_\_\_\_\_  
Fax: \_\_\_\_\_  
E-Mail: \_\_\_\_\_  
Contact: \_\_\_\_\_

**Body size:**



Body height: \_\_\_\_\_ cm

Weight: \_\_\_\_\_ cm

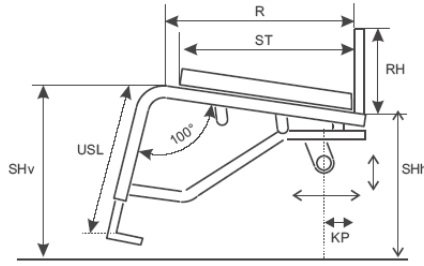
Lower leg length: \_\_\_\_\_ cm

(anatomic dimension: hollow of the knee to the foot sole)

Indication: \_\_\_\_\_

This information is necessary for checking. If the information is missing, a check of the relevant items cannot be made!

# Basic size



## Size L (Frame length R 39 cm to arch)

Seat width <b>SB</b>	<input type="checkbox"/> 26	<input type="checkbox"/> 27	<input type="checkbox"/> 28	<input type="checkbox"/> 29	<input type="checkbox"/> 30	<input type="checkbox"/> 31	<input type="checkbox"/> 32				
	<input type="checkbox"/> 33	<input type="checkbox"/> 34	<input type="checkbox"/> 35	<input type="checkbox"/> 36	<input type="checkbox"/> 37	<input type="checkbox"/> 38					
The following dimensions are optionally available subject to surcharge:							<input type="checkbox"/> 39	<input type="checkbox"/> 40	<input type="checkbox"/> 41	<input type="checkbox"/> 42	<input type="checkbox"/> 43
Seat depth <b>ST</b>	<input type="checkbox"/> 32	<input type="checkbox"/> 33	<input type="checkbox"/> 34	<input type="checkbox"/> 35	<input type="checkbox"/> 36	<input type="checkbox"/> 37	<input type="checkbox"/> 38	<input type="checkbox"/> 39	<input type="checkbox"/> 40		
Back height <b>RH</b>	<input type="checkbox"/> 20	<input type="checkbox"/> 21	<input type="checkbox"/> 22	<input type="checkbox"/> 23	<input type="checkbox"/> 24	<input type="checkbox"/> 25	<input type="checkbox"/> 26	<input type="checkbox"/> 27	<input type="checkbox"/> 28	<input type="checkbox"/> 29	
	<input type="checkbox"/> 30	<input type="checkbox"/> 31	<input type="checkbox"/> 32	<input type="checkbox"/> 33	<input type="checkbox"/> 34	<input type="checkbox"/> 35	<input type="checkbox"/> 36	<input type="checkbox"/> 37	<input type="checkbox"/> 38	<input type="checkbox"/> 39	
	<input type="checkbox"/> 40	<input type="checkbox"/> 41	<input type="checkbox"/> 42	<input type="checkbox"/> 43	<input type="checkbox"/> 44	<input type="checkbox"/> 45					
Lower leg length <b>USL</b>	<input type="checkbox"/> 20	<input type="checkbox"/> 21	<input type="checkbox"/> 22	<input type="checkbox"/> 23	<input type="checkbox"/> 24	<input type="checkbox"/> 25	<input type="checkbox"/> 26	<input type="checkbox"/> 27	<input type="checkbox"/> 28	<input type="checkbox"/> 29	
	<input type="checkbox"/> 30	<input type="checkbox"/> 31	<input type="checkbox"/> 32	<input type="checkbox"/> 33	<input type="checkbox"/> 34	<input type="checkbox"/> 35	<input type="checkbox"/> 36	<input type="checkbox"/> 37	<input type="checkbox"/> 38	<input type="checkbox"/> 39	
	<input type="checkbox"/> 40	<input type="checkbox"/> 41	<input type="checkbox"/> 42	<input type="checkbox"/> 43	<input type="checkbox"/> 44	<input type="checkbox"/> 45	<input type="checkbox"/> 46	<input type="checkbox"/> 47	<input type="checkbox"/> 48	<input type="checkbox"/> 49	
Seat height back <b>SHh</b>	<input type="checkbox"/> 36	<input type="checkbox"/> 37	<input type="checkbox"/> 38	<input checked="" type="checkbox"/> 39	<input type="checkbox"/> 40	<input type="checkbox"/> 41	<input type="checkbox"/> 42	<input type="checkbox"/> 43	<input type="checkbox"/> 44	for 24" tyres	
Seat height front <b>SHv</b>	<input type="checkbox"/> 40	<input type="checkbox"/> 41	<input type="checkbox"/> 42	<input type="checkbox"/> 43	<input type="checkbox"/> 44	<input type="checkbox"/> 45	<input type="checkbox"/> 46	<input type="checkbox"/> 47			
Tipping point <b>KP</b> (front side rear tube to axis middle drive wheel)	<input type="checkbox"/> 1	<input type="checkbox"/> 2	<input type="checkbox"/> 3	<input type="checkbox"/> 4	<input type="checkbox"/> 5	<input type="checkbox"/> 6	<input type="checkbox"/> 7	<input checked="" type="checkbox"/> 8	<input type="checkbox"/> 9	<input type="checkbox"/> 10	

## Size XL (Frame length R 43 cm to arch)

Seat width <b>SB</b>	<input type="checkbox"/> 26	<input type="checkbox"/> 27	<input type="checkbox"/> 28	<input type="checkbox"/> 29	<input type="checkbox"/> 30	<input type="checkbox"/> 31	<input type="checkbox"/> 32				
	<input type="checkbox"/> 33	<input type="checkbox"/> 34	<input type="checkbox"/> 35	<input type="checkbox"/> 36	<input type="checkbox"/> 37	<input type="checkbox"/> 38					
The following dimensions are optionally available subject to surcharge:							<input type="checkbox"/> 39	<input type="checkbox"/> 40	<input type="checkbox"/> 41	<input type="checkbox"/> 42	<input type="checkbox"/> 43
Seat depth <b>ST</b>	<input type="checkbox"/> 36	<input type="checkbox"/> 37	<input type="checkbox"/> 38	<input type="checkbox"/> 39	<input type="checkbox"/> 40	<input type="checkbox"/> 41	<input type="checkbox"/> 42	<input type="checkbox"/> 43			
Back height <b>RH</b>	<input type="checkbox"/> 20	<input type="checkbox"/> 21	<input type="checkbox"/> 22	<input type="checkbox"/> 23	<input type="checkbox"/> 24	<input type="checkbox"/> 25	<input type="checkbox"/> 26	<input type="checkbox"/> 27	<input type="checkbox"/> 28	<input type="checkbox"/> 29	
	<input type="checkbox"/> 30	<input type="checkbox"/> 31	<input type="checkbox"/> 32	<input type="checkbox"/> 33	<input type="checkbox"/> 34	<input type="checkbox"/> 35	<input type="checkbox"/> 36	<input type="checkbox"/> 37	<input type="checkbox"/> 38	<input type="checkbox"/> 39	
	<input type="checkbox"/> 40	<input type="checkbox"/> 41	<input type="checkbox"/> 42	<input type="checkbox"/> 43	<input type="checkbox"/> 44	<input type="checkbox"/> 45	<input type="checkbox"/> 46	<input type="checkbox"/> 47	<input type="checkbox"/> 48		
Lower leg length <b>USL</b>	<input type="checkbox"/> 20	<input type="checkbox"/> 21	<input type="checkbox"/> 22	<input type="checkbox"/> 23	<input type="checkbox"/> 24	<input type="checkbox"/> 25	<input type="checkbox"/> 26	<input type="checkbox"/> 27	<input type="checkbox"/> 28	<input type="checkbox"/> 29	<input type="checkbox"/> 30
	<input type="checkbox"/> 31	<input type="checkbox"/> 32	<input type="checkbox"/> 33	<input type="checkbox"/> 34	<input type="checkbox"/> 35	<input type="checkbox"/> 36	<input type="checkbox"/> 37	<input type="checkbox"/> 38	<input type="checkbox"/> 39	<input type="checkbox"/> 40	<input type="checkbox"/> 41
	<input type="checkbox"/> 42	<input type="checkbox"/> 43	<input type="checkbox"/> 44	<input type="checkbox"/> 45	<input type="checkbox"/> 46	<input type="checkbox"/> 47	<input type="checkbox"/> 48	<input type="checkbox"/> 49	<input type="checkbox"/> 50	<input type="checkbox"/> 51	<input type="checkbox"/> 52
Seat height back <b>SHh</b>	<input type="checkbox"/> 36	<input type="checkbox"/> 37	<input type="checkbox"/> 38	<input checked="" type="checkbox"/> 39	<input type="checkbox"/> 40	<input type="checkbox"/> 41	<input type="checkbox"/> 42	<input type="checkbox"/> 43	<input type="checkbox"/> 44	for 24" tyres	
Seat height front <b>SHv</b>	<input type="checkbox"/> 40	<input type="checkbox"/> 41	<input type="checkbox"/> 42	<input type="checkbox"/> 43	<input type="checkbox"/> 44	<input type="checkbox"/> 45	<input type="checkbox"/> 46	<input type="checkbox"/> 47			
Tipping point <b>KP</b> (front side rear tube to axis middle drive wheel)	<input type="checkbox"/> 1	<input type="checkbox"/> 2	<input type="checkbox"/> 3	<input type="checkbox"/> 4	<input type="checkbox"/> 5	<input type="checkbox"/> 6	<input type="checkbox"/> 7	<input checked="" type="checkbox"/> 8	<input type="checkbox"/> 9	<input type="checkbox"/> 10	

## Size XXL (Frame length R 47cm to arch)

Seat width <b>SB</b>	<input type="checkbox"/> 26	<input type="checkbox"/> 27	<input type="checkbox"/> 28	<input type="checkbox"/> 29	<input type="checkbox"/> 30	<input type="checkbox"/> 31	<input type="checkbox"/> 32				
	<input type="checkbox"/> 33	<input type="checkbox"/> 34	<input type="checkbox"/> 35	<input type="checkbox"/> 36	<input type="checkbox"/> 37	<input type="checkbox"/> 38					
The following dimensions are optionally available subject to surcharge:							<input type="checkbox"/> 39	<input type="checkbox"/> 40	<input type="checkbox"/> 41	<input type="checkbox"/> 42	<input type="checkbox"/> 43
Seat depth <b>ST</b>	<input type="checkbox"/> 40	<input type="checkbox"/> 41	<input type="checkbox"/> 42	<input type="checkbox"/> 43	<input type="checkbox"/> 44	<input type="checkbox"/> 45	<input type="checkbox"/> 46	<input type="checkbox"/> 47	<input type="checkbox"/> 48		
Back height <b>RH</b>	<input type="checkbox"/> 20	<input type="checkbox"/> 21	<input type="checkbox"/> 22	<input type="checkbox"/> 23	<input type="checkbox"/> 24	<input type="checkbox"/> 25	<input type="checkbox"/> 26	<input type="checkbox"/> 27	<input type="checkbox"/> 28	<input type="checkbox"/> 29	
	<input type="checkbox"/> 30	<input type="checkbox"/> 31	<input type="checkbox"/> 32	<input type="checkbox"/> 33	<input type="checkbox"/> 34	<input type="checkbox"/> 35	<input type="checkbox"/> 36	<input type="checkbox"/> 37	<input type="checkbox"/> 38	<input type="checkbox"/> 39	
	<input type="checkbox"/> 40	<input type="checkbox"/> 41	<input type="checkbox"/> 42	<input type="checkbox"/> 43	<input type="checkbox"/> 44	<input type="checkbox"/> 45	<input type="checkbox"/> 46	<input type="checkbox"/> 47	<input type="checkbox"/> 48		
Lower leg length <b>USL</b>	<input type="checkbox"/> 20	<input type="checkbox"/> 21	<input type="checkbox"/> 22	<input type="checkbox"/> 23	<input type="checkbox"/> 24	<input type="checkbox"/> 25	<input type="checkbox"/> 26	<input type="checkbox"/> 27	<input type="checkbox"/> 28	<input type="checkbox"/> 29	<input type="checkbox"/> 30
	<input type="checkbox"/> 31	<input type="checkbox"/> 32	<input type="checkbox"/> 33	<input type="checkbox"/> 34	<input type="checkbox"/> 35	<input type="checkbox"/> 36	<input type="checkbox"/> 37	<input type="checkbox"/> 38	<input type="checkbox"/> 39	<input type="checkbox"/> 40	<input type="checkbox"/> 41
	<input type="checkbox"/> 42	<input type="checkbox"/> 43	<input type="checkbox"/> 44	<input type="checkbox"/> 45	<input type="checkbox"/> 46	<input type="checkbox"/> 47	<input type="checkbox"/> 48	<input type="checkbox"/> 49	<input type="checkbox"/> 50	<input type="checkbox"/> 51	<input type="checkbox"/> 52
Seat height back <b>SHh</b>	<input type="checkbox"/> 39	<input type="checkbox"/> 40	<input checked="" type="checkbox"/> 41	<input type="checkbox"/> 42	<input type="checkbox"/> 43	<input type="checkbox"/> 44	<input type="checkbox"/> 45	<input type="checkbox"/> 46	<input type="checkbox"/> 47	for 24" tyres	
Seat height front <b>SHv</b>	<input type="checkbox"/> 43	<input type="checkbox"/> 44	<input type="checkbox"/> 45	<input type="checkbox"/> 46	<input type="checkbox"/> 47	<input type="checkbox"/> 48	<input type="checkbox"/> 49	<input type="checkbox"/> 50			
Tipping point <b>KP</b> (front side rear tube to axis middle drive wheel)	<input type="checkbox"/> 1	<input type="checkbox"/> 2	<input type="checkbox"/> 3	<input type="checkbox"/> 4	<input type="checkbox"/> 5	<input type="checkbox"/> 6	<input type="checkbox"/> 7	<input checked="" type="checkbox"/> 8	<input type="checkbox"/> 9	<input type="checkbox"/> 10	

## Frame colour - one-colour design

Information on current colour designs and example images at: [www.proactiv-gmbh.de/farben.php](http://www.proactiv-gmbh.de/farben.php)

### Frame colour: Selection from colour palette

Frame colour will be specified with order

A9000100170-000

Raw, blasted, not coated

A9000100170-020

Note: In combination with moisture e.g. hand perspiration, can affect dark aluminum discoloration.

### Powder colours

**White RAL 9016**

gloss A9000100170-023

matt A9000100170-123 € 42.10

**Brilliant silver**

gloss A9000100170-011

**Anthracite RAL 7016**

gloss A9000100170-001

matt A9000100170-101 € 42.10

**Black RAL 9005**

gloss A9000100170-003

matt A9000100170-019 € 42.10

**Pure orange RAL 2004**

gloss A9000100170-022

matt A9000100170-122 € 42.10

**Pink magenta RAL 4010**

gloss A9000100170-037

matt A9000100170-137 € 42.10

**Pastel blue RAL 5024**

gloss A9000100170-036

matt A9000100170-136 € 42.10

**Lemon green**

gloss A9000100170-005

matt A9000100170-105 € 42.10

**Yellow RAL 1023**

gloss A9000100170-046

matt A9000100170-146 € 42.10

**Red RAL 3001**

gloss A9000100170-047

matt A9000100170-147 € 42.10

**Lagoon blue**

gloss A9000100170-052

matt A9000100170-152 € 42.10

**Athletic grey**

gloss A9000100170-050

matt A9000100170-150 € 42.10

**Muddy grey**

gloss A9000100170-051

matt A9000100170-151 € 42.10

### Powder colours „Dormant“

**Deep black effect silver**

gloss A9000100170-007

**Sky blue**

gloss A9000100170-017

**Navy blue**

gloss A9000100170-045

matt A9000100170-145 € 42.10

**Electric green**

gloss A9000100170-015

matt A9000100170-115 € 42.10

**Violet**

gloss A9000100170-044

**Fire red**

gloss A9000100170-018

matt A9000100170-118 € 42.10

## Frame colour - One-colour design special colours “liquid coating”

€ 339.40

**Storm (ice blue)**

gloss A9000100170-500

matt A9000100170-501

**Coffee**

gloss A9000100170-520

matt A9000100170-521

**Prairie (rose gold)**

gloss A9000100170-504

matt A9000100170-505

**Pearl (mother of pearl-white)**

gloss A9000100170-524

matt A9000100170-525

**Berry**

gloss A9000100170-526

matt A9000100170-527

**Blue ocean**

gloss A9000100170-522

matt A9000100170-523

**Emerald**

gloss A9000100170-514

matt A9000100170-515

**Mint**

gloss A9000100170-528

matt A9000100170-529

**Chili**

gloss A9000100170-516

matt A9000100170-517

## Frame colour - Two-colour design

Note: In the two-colour design, both colours are the same gloss level as the design colour.

**Two-colour design with one base colour (on the rear frame) and one design colour (on the front frame)** € 260.70

Please select a color from below:

### Base colour (on the rear frame)

#### White RAL 9016

A9000100170-200

#### Brilliant silver

A9000100170-201

#### Anthracite RAL 7016

A9000100170-202

#### Black RAL 9005

A9000100170-203

#### Pastel blue RAL 5024

A9000100170-206

#### Lemon green

A9000100170-207

#### Yellow RAL 1023

A9000100170-208

#### Lagoon blue

A9000100170-212

#### Athletic grey

A9000100170-210

#### Muddy grey

A9000100170-211

### Design colour (on the front frame)

#### Black RAL 9005

gloss A9000100170-259

matt A9000100170-260

#### Lemon green

gloss A9000100170-250

matt A9000100170-251

#### Chili

gloss A9000100170-253

matt A9000100170-254

#### Pure orange RAL 2004

gloss A9000100170-255

matt A9000100170-256

#### Coffee

gloss A9000100170-278

matt A9000100170-279

#### Mint

gloss A9000100170-286

matt A9000100170-287

#### Emerald

gloss A9000100170-274

matt A9000100170-275

#### Storm (ice blue)

gloss A9000100170-264

matt A9000100170-265

#### Prairie (rose gold)

gloss A9000100170-266

matt A9000100170-267

#### Pearl (mother of pearl-white)

gloss A9000100170-282

matt A9000100170-283

#### Berry

gloss A9000100170-284

matt A9000100170-285

#### Blue ocean

gloss A9000100170-280

matt A9000100170-281

## Colour - Attachment parts

Note: If not specified, the caster fork and bearing block will be mounted in black.

### Drive wheel: aluminum rim, hub and spokes

Black A9000100171-003

### Caster fork and bearing block

Silver A9000100173-011

Black A9000100173-003

## Colour design of attachment parts according to customer request:

### Drive wheel: Aluminium rim and design inlet<sup>1</sup>

Frame colour A9000100171-999 € 242.30

Select from one-colour design (different from the frame color) A9000100171-998 € 280.50

Colour: \_\_\_\_\_

A9000100170-

### Caster wheel: 5" aluminium rim<sup>2</sup> (3-spoke design)

Frame colour A9000100174-999 € 73.00

Select from one-colour design (different from the frame color) A9000100174-998 € 84.60

Colour: \_\_\_\_\_

A9000100170-

## Special colour requests (frame or attachment parts)

### Frame colour for single purchasing Selection from RAL colour palette

A9000100170-100 € 402.30

### Gloss level

gloss

matt

### colour name

\_\_\_\_\_

### RAL number

\_\_\_\_\_

**Note:** attachment parts are **not** possible in design colors

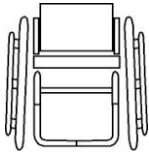
<sup>1</sup> Only in conjunction with Liteline hub (with drive wheel aluminum rim with 18 or 36 spokes, single rim)

<sup>2</sup> Only in conjunction with caster wheel 5" aluminum rim 3-spoke design good shock absorption A900050121\*, as well as with suspension fork 5-spoke design A9000500160\*

## Frames

### Straight front end

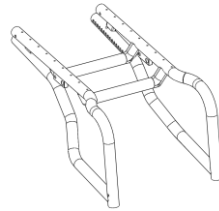
A9050100010-K\*  
Knee angle 100°



### Front end abducted shape

A9050100030-K\* € 371.90

Knee angle 100°  
2.5 cm / side  
Abduction starts at:  
ST 31 cm, size L  
ST 35 cm, size XL  
ST 39 cm, size XXL  
Length of the abduction up to opened  
dimensions approx. 55 mm



### Custom-made seat width dimension 39 - 43 cm

A9050100060-K001 € 501.20  
with frame reinforcement by two cross bar  
connections

## Caster wheel bearing block

### Base plate for bearing block welded

A9050500000  
X (see sketch) for frame size  
size L: 63 mm  
size XL: 74 mm  
size XXL: 80 mm



## Push handles

### Aluminum push handles fixed in back tube

A9050401050  
from RH 23 cm



### Safety push handles height adjustable

A9050401060\* € 83.80

Mount in the back tube  
from RH 30 cm with adaptable back  
from RH 35 cm for back tube with lordosis  
support  
from RH 43 cm with back shell











### Safety push handles back-positioned

length 45 cm  
A9050401075-K001 € 83.80

length 55 cm  
A9050401075-K002 € 83.80

continuous height adjustment,  
Safety push handle holder mounted on the  
back cross bar  
Up to SB 42 cm or body weight 95 kg



<p><b>Aluminum push handles moved back with side handle offset 145 mm</b></p> <p><input type="checkbox"/> A9050401080-K*      € 159.10</p> <p>continuous height adjustment, Safety push handle holder mounted on the back cross bar Length: 55 cm Up to SB 38 cm or body weight 60 kg</p> 	<p><b>Aluminum central push handle Foldable handle area</b></p> <p><input type="checkbox"/> A9050401086-K      € 183.40</p> <p>Height-adjustable and foldable in the handle area via toothed joint Holder welded in the middle of the back crossbar Up to SB 38 cm or body weight 50 kg Not compatible with headrest holder Attention: Not suitable for carrying the wheelchair - grip the backrest crossbar, to do it.</p> 	<p><b>Central push handle for brake handles Foldable grip area</b></p> <p><input type="checkbox"/> A9050401070-K      € 226.00</p> <p>closed, continuous height-adjustable, with foam rubber handle cover. Up to SB 38 cm or body weight 50 kg Not compatible with headrest holder Only in conjunction with parking knee lever brake for accompanying person or drum brake</p> 
<p><b>Aluminum push handle closed, foldable via toothed joint</b></p> <p><input type="checkbox"/> A9050401069-K      € 462.30</p> <p>continuous height adjustment push handles shifted to the back Up to SB 38 cm or body weight 60 kg</p> 	<p><b>Equipment without push handles</b></p> <p><input checked="" type="checkbox"/> A9000401000</p> 	
<b>Backrest</b>		
<p><b>Fixed backrest</b></p> <p><input checked="" type="checkbox"/> A9047400020</p> <p>with screwed aluminum side guards Backrest angle 90° to the floor Backrest cannot be folded</p> 	<p><b>Folding backrest</b></p> <p><input type="checkbox"/> A9000400024      € 297.40</p> <p>7-way angle adjustable, with integrated plastic-coated aluminum side parts</p> 	<p><b>Back tube with lordosis support</b></p> <p><input type="checkbox"/> A9000400005-K      € 111.10</p> <p><input type="checkbox"/> 1 cm <input type="checkbox"/> 2 cm <input type="checkbox"/> 3 cm</p> 
<b>Back equipment</b>		
<p>If not specified, the "Adaptable back with back padding" will be delivered.</p>		
<p><b>Adaptable back with back padding</b></p> <p><input type="checkbox"/> A9000802010-K</p> <p>Cover: Black, breathable, open surface Equipment with back cross bar</p> 	<p><b>Equipment without back upholstery and back padding or back system</b></p> <p><input type="checkbox"/> A9000802011      € - 53.00</p> <p>Equipment with back cross bar</p>	

For other back systems for example ergonomic back shell, see separate order sheet: "PRO ACTIV seat and back systems"



You will find our PRO ACTIV transport restraint systems on our separate "Transport restraint systems" order sheet




## Seat upholstery

If not specified, the "Body Contour seat upholstery" will be delivered.

### Body Contour


A9000801025-K



### Seat plate aluminum

A9000801210-K € 284.20

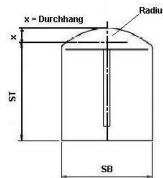
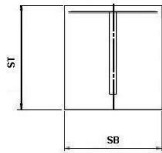
Mounted between the frame tubes, on bolted welded seat plate holders  
Colour: Anthracite matt  
(If not specified under color selection)



### Equipment without seat upholstery

A9000801050

## Seat cushion



### Seat cushion in rectangular contour Inlet: Standard

A9000805180-K\* € 111.90

### Seat cushion with radius contour Inlet: Standard

A9000800300-K\* € 155.40

### Seat cushion height:

3 cm       5 cm  
 4 cm       6 cm

### Seat cushion in rectangular contour Inlet: Anti-Decubitus

up to 30x30 cm  
A9000805204-K\* € 290.00

>30x30 up to 50x50 cm  
A9000805200-K\* € 422.00

### Seat cushion with radius contour Inlet: Anti-Decubitus

up to 30x30 cm  
A9000800311-K\* € 342.80

>30x30 up to 50x50 cm  
A9000800310-K\* € 465.90

### Seat cushion height:

4 cm  
 6 cm

### Cover:

Black, breathable, open surface

Black, breathable, closed surface

If no specification is made, the cover material "Black, breathable, open surface" will be delivered.

Seat cushion is existing

You can also find the seat cushions on our separate order sheet: "PRO ACTIV seat and backrest systems"

## Clothing guard

### Aluminum clothing guard removable via lock function

Adjustable following wheel arch

Only in combination with folding backrest



in anthracite matt

A9000403210-K € 236.10


in frame colour (basic colour with two-colour design)

A9000403211-K € 302.00

in design colour (only possible with frame colour in two-colour design)



A9000403212-K € 335.00

<b>Aluminum clothing guard fixed to the side panel</b> Only in combination with fixed backrest			
in black gloss <input type="checkbox"/> A9000403100-K      € 236.10	in frame colour (basic colour with two-colour design) <input type="checkbox"/> A9000403101-K      € 302.00	in design colour (only possible with frame colour in two-colour design) <input type="checkbox"/> A9000403102-K      € 335.00	

<b>Carbon clothing guard removable via lock function</b> <input type="checkbox"/> A9000400012-K      € 547.30 Adjustable following wheel arch Only in combination with folding backrest 	
--	--

## Armrests

<b>Armrest, height adjustable, integrated in the clothing guard</b> Including aluminum clothing guard with arm padding 25 cm long Removable via lock function Only in combination with folding backrest			
in anthracite matt <input type="checkbox"/> A9000400008-K      € 553.00	in frame colour (basic colour with two-colour design) <input type="checkbox"/> A9000400009-K      € 603.80	in design colour (only possible with frame colour in two-colour design) <input type="checkbox"/> A9000400010-K      € 629.20	

<b>Armrest, height adjustable, integrated in the clothing guard</b> <input type="checkbox"/> A9000400018-K      € 836.90 Including carbon clothing guard with arm padding 25 cm long Removable via lock function Only in combination with folding backrest	<b>Arm padding 25 cm length mounted on clothing guard</b> <input type="checkbox"/> A9000403151      € 161.00 Upper arm padding edge depending on the clothing guard setting mounted approx. 20 cm to 24 cm above the seat tube. Only in combination with clothing guard 	<b>Armrests folding up, removable</b> <input type="checkbox"/> A9000403141-K      € 348.10 with arm padding 25 cm long Positioning: upper arm padding edge approx. 25 to 31 cm above the seat tube, adjustable in 1.5 cm steps Not possible in combination with back-positioned safety push handles 
--	---	--

## Axle plate

Standard equipment with 12 mm sockets/axles. Further axle plates on request.		
<b>Standard axle plate</b> <input checked="" type="checkbox"/> A9016201000 Rear seat height: size L (22") approx. 33,5 - 37,5 cm size L/XL (24") approx. 36 - 40 cm size XXL (24") approx. 39 - 43 cm 	<b>Long axle plate</b> <input type="checkbox"/> A9016201020      € 227.90 Rear seat height: size L (22") approx. 35,5 - 41,5 cm size L/XL (24") approx. 38 - 44 cm size XXL (24") approx. 41 - 47 cm 	<b>Removable wheelbase extension Speedy 4all / 4you</b> <input type="checkbox"/> A9016102001      € 564.40 wheel position displacement approx. 14 cm 4°/6° camber integrated, adjustable track 



## Wheel camber

\*Total width with tight-mounted handrim.

### 1° drive wheel camber

A9016202010  
Total width = approx. SB + 20 cm\*

### 2,5° drive wheel camber

A9016202051

### 4° drive wheel camber

A9016202030  
Total width = approx. SB + 26 cm\*

### 6° drive wheel camber

A9016202040  
Total width = approx. SB + 30 cm\*

### 8° drive wheel camber

A9016202050 **€ 74.80**  
Total width = approx. SB + 33 cm\*  
Only possible up to a body weight of 50 kg

## E-Adaptations

### Preparation for the "e-motion" / „e-motion DuoDrive“ mounting

A9016201200-K **€ 488.30**

Equipment: e-motion torque support, 1/2" axle and socket length 50.8 mm (2")  
PRO ACTIV and Alber recommend anti-tipping supports are installed in pairs. Please choose "Adaptations" under the selection.

### Preparation for the "e-fix" mounting

A9016201210-K **€ 488.30**

Equipment: 1/2" axle, socket length 50.8 mm (2") and e-fix torque support.  
PRO ACTIV and Alber recommend anti-tipping supports are installed in pairs. Please choose "Adaptations" under the selection.  
Please order Alber anti-tipping supports and corresponding components direct from Alber.

## Brake system

If not specified, the "Brake system push to lock with standard brake handle" will be delivered.

**Recommendation:** For KP 7 cm or lower, we recommend the „Brake system push to lock with brake handle 20° outwards“.

### Brake system push to lock Standard brake handle

A9000701010-001



### Brake system push to lock Long brake handle

A9000701010-002



### Brake system push to lock Low brake handle

A9000701010-003



### Brake system push to lock Brake handle 20° outwards

Standard brake handle  
A9000700002

Long brake handle  
A9000701010-004



### Brake lever with M8 adapter and plastic ball

A9000706001 **€ 162.40**

only in combination with knee lever brake system, standard or long brake handle



### Brake system push to lock Brake handle to flip-down

A9000706008 **€ 154.00**

Length: 9 cm



### Knee lever brake with one-hand operation

A9000707020-K **€ 380.90**

via Bowden cable

Operation:

right side

left side



### Parking knee lever brake for accompanying person

A9000701020 **€ 450.60**

Push handle operation via Bowden cable.



### Knee lever brake with lock

Standard brake handle  
A9000700214 **€ 154.00**

Long brake handle  
A9000700215 **€ 154.00**

Locking block for brake lever  
Prevents braking during pushing by accompanying persons  
Not possible in combination with knee lever brake with one-hand operation.



## Drum brake

A9000702010-K\* € 460.20

Operating from the push handle  
Total width + 3 cm (see wheel camber)  
Depending on the seat height, the long wheel plate will be mounted to protect the drum brake anchor.

Please note:

- Only in combination with drive wheel aluminum  
36-spoke rim wheel
- Not in combination with one-hand drive, e-fix or e-motion



## Footrest

If not specified, the "continuous footrest" will be delivered.

### Continuous footrest

A9016601010-K\*

with tubular resting bracket  
height adjustable +/- 3 cm  
size L / XL from USL 26 cm  
size XXL from USL 29 cm  
If the footrest is wanted with a "rubber coated footplate", please select this under "Footrest accessories"



### Footrest folding up to one side

A9016601300-K\* € 168.80

with continuous tubular resting bracket,  
height adjustable +/- 3 cm,  
cannot be removed  
for size L / XL from USL 25 cm  
for size XXL from USL 28 cm  
additionally swivels outwards:  
for size L / XL from USL 29 cm  
for size XXL from USL 32 cm  
If the footrest is wanted with a "rubber coated footplate", please select this under "Footrest accessories"



### Footrest folds up to the rear with spring locking mechanism

A9016602005-K\* € 279.00

with tubular resting bracket  
for size L / XL from USL 31 cm  
for size XXL from USL 35 cm.  
If the footrest is wanted with a "rubber coated footplate", please select this under "Footrest accessories"



### Footrest folds up to the rear

A9016602010-K\* € 298.90

with continuous tubular resting bracket and locking via 20 mm operating lever  
Please note:  
size L / XL from USL 39 cm  
size XXL from USL 42 cm  
for straight front end from SB 33 cm  
If the footrest is wanted with a "rubber coated footplate", please select this under "Footrest accessories"

### Footrest folds up to the rear for USL <39 cm and from SB 33 cm

A9000600007-K € 342.20

Foot support joint clamped to the frame,  
with continuous tubular resting bracket and 20 mm operating lever  
If the footrest is wanted with a "rubber coated footplate", please select this under "Footrest accessories"  
Not in combination with therapy table



### Divided footrest

A9016603200-K € 327.00

with rubber coated footplate,  
height adjustable +/- 3 cm, angle adjustment,  
can be swiveled outwards and folded up to the side, incl. frame reinforcement  
Please note:  
size L / XL from USL 31 cm  
size XXL from USL 34 cm  
cannot be removed



### "Swing Away" footrest

A9016604100-K € 392.90

with rubber coated footrest, divided in the middle, swivels to the side, removable, can be folded up, height-adjustable, angle-adjustable  
incl. frame reinforcement  
Please note:  
Possible with straight front end size L / XL / XXL and abducted shape size XXL



### Footrest, positioned on the upper frame

A9041606010-K  
height-adjustable  
from USL 20 cm to USL 25 cm possible,  
Please select the rubber coated footrest under "Footrest accessories".



## Footrest accessories

### Rubber coated footrest with 14 cm depth

A9000610000-K € 122.20

bolted, angle-adjustable



### Rubber coated footrest with 18 cm depth

A9000610005-K € 136.00

bolted, angle-adjustable



### Footrest side stop

A9000610100 € 58.00

adjustable  
only in combination with rubber coated footplate



### Deflector rollers mounted on the footplate

A9000600006 € 114.00

only in combination with rubber coated footplate



## Adaptations

### Anti-tipping support

right side  
A9000300100-K001 € 164.20

left side  
A9000300100-K002 € 164.20

with tension spring and universal adapter pivotable  
For optimum pivoting behaviour, the seat slope should be > 3 cm



### Preparation for mounting the anti-tipping support with lifting function from Alber (e-fix, e-motion)

A9016300105 € 288.10

Delivered without anti-tipping support and anti-tipping support holder.  
Please order the anti-tipping support separately at Alber





### Transit wheels


A9000301100 € 320.00

with universal adapter, removable  
not in combination with anti-tipping support




<p><b>Tilting clamp</b></p> <p><input type="checkbox"/> right side A9000302100-K001      € 136.00</p> <p><input type="checkbox"/> left side A9000302100-K002      € 136.00</p> <p>with universal adapter and Quick pin not in combination with anti-tipping support, right side or left side</p> 	<p><b>Outdoor wheel attachment with steering fork</b></p> <p><input type="checkbox"/> A9000900100      € 821.10</p> <p>Equipped with straight-running lock can be removed from the wheelchair via quick release lever with swivelling pneumatic tyre 12.1/2 x 2.1/4" caster wheel can be removed from the support tube via quick-release axle for maximum ground pressure at the steering attachment of 30 kg</p> 	
---	---	--

**3" caster wheel**

<p><b>3" safety light-up wheel (80 mm)</b></p> <p><input type="checkbox"/> A9000501110      € 68.70</p> <p>puncture-proof</p> 	
--	--

**4" caster wheel**

<p><b>4" caster wheel „Standard“ solid rubber black</b></p> <p><input checked="" type="checkbox"/> A9000501011-004 (82A), puncture-proof</p> 	<p><b>4" Skate wheel (100 mm)</b></p> <p><input type="checkbox"/> A9000501120      € 68.70</p> <p>puncture-proof</p> 	<p><b>4" safety light-up wheel (100 mm)</b></p> <p><input type="checkbox"/> A9000501220      € 92.00</p> <p>puncture-proof</p> 
---	--	--




<p><b>4" Frog Legs caster wheel (100 mm)</b></p> <p><input type="checkbox"/> A9000501230      € 206.30</p> <p>with replaceable rubber 6 mm, puncture-proof Colour: black, silver rim Incl. hair guard spacer (5.3 mm)</p> 	
--	--

**5" caster wheel**

<p><b>5" caster wheel „Standard“ PU black</b></p> <p><input checked="" type="checkbox"/> A9000501036-005 (82A), puncture-proof</p> 	<p><b>5" caster wheel „Standard“ PU grey</b></p> <p><input checked="" type="checkbox"/> A9000501031-005 (82A), puncture-proof</p> 	<p><b>5" safety light-up wheel (125 mm)</b></p> <p><input type="checkbox"/> A9000501221      € 92.00</p> <p>puncture-proof</p> 
--	---	--

<p><b>5" aluminum rim 3-spoke design "good shock absorption"</b></p> <p><input type="checkbox"/> Silver A9000501210      <b>€ 174.60</b></p> <p><input type="checkbox"/> Black A9000501211      <b>€ 174.60</b></p> <p>with replaceable rubber 6 mm medium hard, puncture-proof Incl. hair guard spacer (3 mm)</p> 	<p><b>5" Frog Legs caster wheel (125 mm)</b></p> <p><input type="checkbox"/> A9000501232      <b>€ 206.30</b></p> <p>with replaceable rubber 6 mm, puncture-proof Colour: black, silver rim Incl. hair guard spacer (5.3 mm)</p> 	
---	--	--

**6" caster wheel**

<p><b>6" caster wheel „Standard“ PU grey</b></p> <p><input checked="" type="checkbox"/> A9000501010-006 (82A), puncture-proof</p> 	<p><b>6" caster wheel "pneumatic tyre"</b></p> <p><input type="checkbox"/> A9000501050      <b>€ 55.50</b></p> <p>SH front min. 42 cm</p> 	<p><b>6" caster wheel "Flexel System"</b></p> <p><input type="checkbox"/> A9000501070      <b>€ 55.50</b></p> <p>puncture-proof</p> 
--	---	---

**Caster fork**

If not specified, the "standard caster fork with screw axle" is supplied.

<p><b>Caster fork Standard</b></p> <p><input checked="" type="checkbox"/> A9000500100-K001 with screwed axle</p> <p><input type="checkbox"/> A9000500100-K002      <b>€ 162.50</b> with quick-release axle</p> 	<p><b>Caster fork Heavy Duty for high loads</b> Extra weight approx. 100 - 150 gr.</p> <p><input type="checkbox"/> A9000510111-K001      <b>€ 52.40</b> with screwed axle</p> <p><input type="checkbox"/> A9000510111-K002      <b>€ 212.50</b> with quick-release axle</p> 	<p><b>Suspension fork</b> inkl. 5" aluminum rim "good shock absorption"</p> <p><input type="checkbox"/> A9000500160-K002      <b>€ 598.90</b> with quick-release axle</p> 
---	---	---

<p><b>Caster fork spare wheel „Standard“</b></p> <p><input type="checkbox"/> A9000500300-K      <b>€ 288.10</b></p> <p>Caster fork Standard with quick-release axles</p> 	<p><b>Caster fork spare wheel „Heavy Duty“</b></p> <p><input type="checkbox"/> A9000500301-K      <b>€ 328.10</b></p> <p>Caster fork Heavy Duty with quick-release axles</p> 	<p>The spare caster fork does not have a caster wheel. In case a caster wheel is requested, please put a cross on a second selection in the category "Caster wheels".</p>
---	--	---

**Track distance**

**Caster wheel track extension**



<p><input type="checkbox"/> A9000500400*      <b>€ 57.40</b></p> <p>10 mm per side</p>	<p><input type="checkbox"/> A9000500401*      <b>€ 57.40</b></p> <p>15 mm per side</p>	<p><input type="checkbox"/> A9000500410*      <b>€ 57.40</b></p> <p>20 mm per side</p>
--	--	--

## Drive wheels

Information about other rim types, designs and availability can be found at: [www.proactiv-gmbh.de](http://www.proactiv-gmbh.de).  
If not specified, the "drive wheel 36 spokes aluminum rim" will be delivered.

### Drive wheel 18-spoke aluminum rim

- 24" (ETRTO 540)  
A9000203122

with Liteline hub, radially spoked

Not in combination with:

- Puncture-proof tyres
- One-hand drive
- Drum brake
- Transport restraint connection
- Handbike

up to 70 kg body weight:

Sturz \ Gewicht	Sturz				
	1°	4°	6°	8°	10°
bis 50 Kg	✓	✓	✓	✓	✓
51 - 60 Kg	✓	✓	✓	✓	
61 - 70 Kg	✓	✓			



### Drive wheel 36-spoke aluminum rim

- 24" (ETRTO 540)  
A9000203000\*

as standard with Liteline hub (left image),  
in combination with one-hand drive with  
aluminum front hub (right image),  
radially spoked



### Drive wheel double rim 36-spokes

- 24" (ETRTO 540)  
A9000203100 € 153.20

- 25" (ETRTO 559)  
A9000203200 € 153.20

- 26" (ETRTO 590)  
A9000203300 € 153.20

with aluminum front hub, radially spoked  
Use with higher loads



### Spinergy wheel "Spox Sport" with 24 PBO spokes; rim, hub and spokes in black

- 24" (ETRTO 540) € 761.30  
A9000203550

- 25" (ETRTO 559) € 761.30  
A9000201559

- 26" (ETRTO 590) € 761.30  
A9000203555



### Spinergy „Everyday Light Extreme“ with 12 PBO spokes; rim and hub in black, spokes in white

- 24" (ETRTO 540) € 929.30  
A9000203554

Recommendation: up to 70 kg body weight,  
not in combination with handbike/traction  
device use.



### Spinergy „Everyday Light Extreme“ with 12 PBO spokes; rim, hub and spokes in black

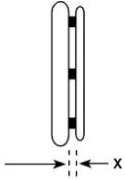
- 24" (ETRTO 540) € 929.30  
A9000203552

Recommendation: up to 70 kg body weight,  
not in combination with handbike/traction  
device use.



# Handrims

x = dimension handrim attachment



Handrim attachment  
general:

- x = 11 mm
- x = 19 mm

Handrim attachment  
Curve + Gekko handrim:

- x = 10 mm
- x = 18 mm

If not specified, the handrim will be mounted wide (19 mm / 18 mm).

## Stainless steel Ø 20 mm

- 24" handrim for 24" wheel and 25" wheel A9000205010-004
- 26" handrim for 26" wheel A9000205010-006



## Aluminum Ø 19 mm silver anodised

- 24" handrim for 24" wheel and 25" wheel A9000205019-004



## Aluminum Ø 19 mm powder coated in frame colour

(basic colour with two-colour design)

- = Gloss surface
- = Matt surface

Note: Matt coating is not recommended due to the low grip.

- 24" handrim for 24" wheel and 25" wheel **€ 66.30** A9000205020-004
- 26" handrim for 26" wheel **€ 66.30** A9000205020-006



## Aluminum Ø 19 mm polished and hard-anodised

- 24" handrim for 24" wheel and 25" wheel **€ 160.10** A9000205030-004
- 26" handrim for 26" wheel **€ 160.10** A9000205030-006



## Titanium Ø 19 mm


- 24" handrim for 24" wheel and 25" wheel **€ 325.80** A9000205040-004
- 26" handrim for 26" wheel **€ 325.80** A9000205040-006



## Silicone handrim cover

- for 24" handrim **€ 226.00** A9000205100-004
- for 26" handrim **€ 226.00** A9000205100-006

Surface without structure, compatible with handrim Ø 19 mm or Ø 20 mm.



## Ultra-Grip „very grippy“

- 24" handrim for 24" wheel and 25" wheel **€ 390.70** A9000205070-004
- 26" handrim for 26" wheel **€ 390.70** A9000205070-006



## Ergo-Grip





- 24" handrim for 24" wheel and 25" wheel **€ 396.80** A9000205080-004
- 26" handrim for 26" wheel **€ 396.80** A9000205080-006  
Attachment fitting to the rim



## Curve black anodised, ergonomic handrim profile

- 24" handrim for 24" wheel and 25" wheel **€ 389.10** H 24 mm A9000205130-004
- 24" handrim for 24" wheel and 25" wheel **€ 389.10** H 31 mm, size L A9000205140-004
- 26" handrim for 26" wheel **€ 389.10** H 31 mm, size L A9000205140-006



<p><b>Curve silver anodised ergonomic handrim profile</b></p> <p><input type="checkbox"/> 24" handrim for 24" wheel and 25" wheel H 31 mm, size L A9000205160-004 € 394.30</p> 	<p><b>Curve powder-coated, ergonomic handrim profile</b></p> <p><input type="checkbox"/> = Frame colour (gloss surface) <input type="checkbox"/> = black (gloss surface)</p> <p><input type="checkbox"/> 24" handrim for 24" wheel and 25" wheel H 24 mm A9000205135-004 € 454.00</p> <p><input type="checkbox"/> 24" handrim for 24" wheel and 25" wheel H 31 mm, size L A9000205145-004 € 454.00</p> <p><input type="checkbox"/> 26" handrim for 26" wheel H 31 mm, size L A9000205145-006 € 454.00</p> 	<p><b>Curve Grip, with Tetra-Grip coating, ergonomic handrim profile</b></p> <p><input type="checkbox"/> 24" handrim for 24" wheel and 25" wheel H 31 mm, size L A9000205150-004 € 505.50</p> 
<p><b>Quadro with Tetra-Grip coating</b></p> <p><input type="checkbox"/> 24" handrim for 24" wheel and 25" wheel A9000205170-004 € 517.50</p> <p><input type="checkbox"/> 25" handrim for 25" wheel A9000205170-005 € 517.50</p> <p><input type="checkbox"/> 26" handrim for 26" wheel A9000205170-006 € 517.50</p> 	<p><b>Gekko black anodised</b></p> <p><input type="checkbox"/> 24" handrim for 24" wheel and 25" wheel A9000205175-004 € 501.20</p> <p><input type="checkbox"/> 25" handrim for 25" wheel A9000205175-005 € 501.20</p> <p><input type="checkbox"/> 26" handrim for 26" wheel A9000205175-006 € 501.20</p> <p>with a robust and replaceable silicone lip, fully integrated into the profile Profile height 31 mm</p> 	<p><b>Gekko silver anodised</b></p> <p><input type="checkbox"/> 24" handrim for 24" wheel and 25" wheel A9000205185-004 € 513.20</p> <p>with a robust and replaceable silicone lip, fully integrated into the profile Profile height 31 mm</p> 
<p><b>Gekko S black anodised</b></p> <p><input type="checkbox"/> 24" handrim for 24" wheel and 25" wheel A9000205195-004 € 501.20</p> <p>with a robust and replaceable silicone lip, fully integrated into the profile Profile height 24 mm</p> 	<p><b>Equipment without handrims</b></p> <p><input checked="" type="checkbox"/> A9000205990</p>	



## Spoke guard

### Finger- and spoke guard "transparent"

for 24" wheel  
A9000206300-004 € 201.10

for 26" wheel  
A9000206300-006 € 201.10

Not in combination with Spinergy drive wheels.



## Tyres

If not specified, the "Schwalbe RightRun in black" tyres will be delivered.

### Schwalbe „RightRun“ High-pressure tyres

24x1" (540-25)  
A9000204001-004

Colour: Black  
7.5 bar



### Schwalbe „RightRun“ High-pressure tyres

24x1" (540-25)  
A9000204000-004

25x1" (559-25)  
A9000204000-005

26x1" (590-25)  
A9000204000-006

Colour: Grey, black wall  
7.5 bar



### Schwalbe „DownTown“ Profiled tyres

24x1" (540-25)  
A9000204010-004

7.5 bar



### Schwalbe „Marathon Plus Evolution“ with "smart guard" puncture protection

24x1" (540-25)  
A9000204030-014 € 47.80

25x1" (559-25)  
A9000204030-015 € 47.80

26x1" (590-25)  
A9000204030-016 € 47.80

Colour: Black  
10 bar



### Schwalbe „Marathon Plus“ with "smart guard" puncture protection

24x1" (540-25)  
A9000204030-004 € 47.80

Colour: Grey, black wall  
10 bar



### Schwalbe „One“

24x1" (540-25)  
A9000204123-004 € 90.30

Colour: Black  
9 bar



### Puncture-proof "solid rubber tyres"

24x1" (540-25)  
A9000204201-004 € 119.10

Colour: Black

Not in combination with Spinergy drive wheels.



## Accessories

### 24" MTB spare wheel set

with double rim (ETRTO 507), aluminum front hub, quick-release axle and stainless steel handrim  
Mountain bike tyres, selectively:

A9000203410 € 682.90

24x1.75" Schwalbe "Marathon Plus"  
Brake setting compatible with 24x1" wheel



A9000203413 € 682.90

24x2.1" Schwalbe "SMART SAM Sport"  
Brake setting not compatible with 24x1" wheel



NOTE: We charge a surcharge for the use of drum brakes

A9000200004 € 221.10

### Through axle with assistance, Large push button

A9000200096 € 102.70

Interlock dimension: 122 / 110 mm  
Axle diameter: 12 mm  
Not in conjunction with lockable drive wheel axle clip "Tetra Clip",  
not in combination with one-hand drive



### Lockable drive wheel axle clip "Tetra Clip"

A9000206400 € 161.60

Not in combination with Spinerger drive wheels,  
one-hand drive, drum brake or Liteline hub



### Hand air compressor with pressure gauge

A9000901100 € 103.20

up to 14 bar



### Length-adjustable safety belt with buckle

A9000902100 € 78.30



### Adjustable safety belt with hook and fastener

A9000902110 € 62.60



### Crutch holder with flexible nylon cup

A9000902310\* € 133.40



### SIGMA lighting set

A9000903270 € 104.80

Consisting of front light and rear lights,  
chargeable via Micro USB socket,  
incl. Micro USB charging cable  
Lighting set compliant with road traffic regulations



### Transport bag for drive wheels

for 24" wheel  
A9000903530-004 € 75.50  
Ø 76 cm x 2 cm

for 26" wheel  
A9000903530-006 € 75.50  
Ø 83 cm x 2 cm



Further accessories (such as handbikes, steering attachments, etc.) see separate order form or [www.proactiv-gmbh.de](http://www.proactiv-gmbh.de).

**Notes and remarks:**

---

**Location, Date**

**Signature End customer/dealer**

The signature field is intended for the consultant and insured person. This confirms that the intended equipment is intended for the insured person.

- 19 - 2024-06-01 / The prices are plus statutory value-added tax and shipping costs  = Included in the basic price  = Position selected  
Order sheet SPEEDY 4teen Rev. 05 UK